




FARM & WILDERNESS



PACKING LIST

for

Barn Day Camp 2025

Updated April 2025



CONTENTS

THIS IS.....PAGE 2
TIPS & REMINDERS.....PAGE 3
LABELLING PRO TIPS.....PAGE 4
DAILY LIST.....PAGE 5
DO NOT BRING LISTPAGE 6
OPTIONAL ITEMSPAGE 6
OVERNIGHT LISTPAGE 7
WHERE TO GET GEARPAGE 8



GETTING READY



TIPS AND REMINDERS

LESS IS MORE IN THE OUTDOORS

In accordance with guidance from the American Camp Association, please limit belongings sent to camp to the essentials.

Please leave stuffed animals and personal toys at home for regular camp days.

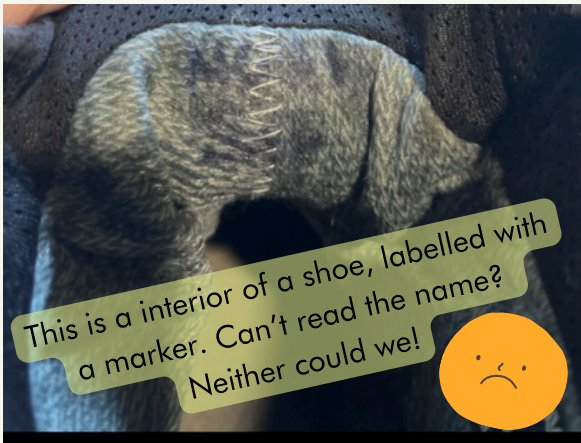
A big part of a camper's summer experience is gaining more independence around managing personal belongings and we recognize this is a learning process. We find that campers have a much more fun-filled time at camp when they are less focused on managing the items they bring with them.

Please do not send any valuable items to camp.

GETTING DRESSED FOR CAMP

The weather can change a lot over the course of a week, or even a day! It's a good idea for your camper to dress in layers, and we ask to have some items stay at camp just in case! Clothing should allow campers to participate fully in camp activities with their full range of motion, and some activity areas require shoes that cover their entire foot.

We are an outdoor camp and we like to play in the woods, use tools, climb rocks, swim in lakes and rivers, cook with all kinds of foods, and work with farm animals. Kids will come back with traces of camp on them every day. Please do not send any clothing that is special to your child that can't get dirty, paint or possibly ripped.



LABEL EVERYTHING WELL!

- Don't overpack! Fewer items to keep track of is helpful!



- The best labels have a camper's first and last name.
(A label with the family/last name is better than no label)
- Pay attention to the type of material each label is for!
- When labelling a non-clothing/hard surface item like a water bottle or headlamp, a piece of clear tape placed over the label helps seal it on, whether it's marker or sticker!
- Iron on labels are the way to go for any clothing that can be ironed!
- Stick-on labels can stay on clothing tags, but are not always great at staying on the clothing itself.
- Speaking of sewn in labels, if you have them and the time, go for it! (Though, it's been a while since we've seen any, so totally more than okay to go with store bought!)
- The best method to label footwear are [insole labels!](#)



Have you listened to the [F&W podcast about packing for camp?](#)



DAILY LIST

- One daypack** – a pack that can fit all of the items listed and comfortably fits your camper’s back & shoulders
- Lunch** – will be stored in their cubby to be eaten as it is at lunchtime, will not be put in a fridge or heated up!
- Swimsuit & Towel** - may remain at waterfront changing room for the week
- One Pair of closed-foot shoes**- With no holes that a spark could get into. Additional/other shoes are fine as long as your camper has a pair of closed-foot shoes for some of our activity areas where they are required. Rubber rainboots are a great option to leave in their cubby.
- One pair of long pants & sweater/fleece** to remain in their cubby, in case clothes worn to camp get wet, or a warm additional layer is needed, the weather can change quickly! Include spare underwear as appropriate for your camper.
- One raincoat or poncho** - Campers will be in the rain as long as it is safe. They need to have rainwear every day. It can be left in their cubby.
- One water bottle** - about 20 oz, to hold enough water for adventure day and overnight trips, as well as throughout a traditional day.

Please leave stuffed animals and personal toys at home for regular camp days.





DO NOT BRING

- **Electronics:** Phones, games, or devices of any kind
 - Have a plan for these items to ensure they don't make their way to camp!
- **Valuable and/or irreplaceable items**
- **Weapons** of ANY kind.
- **Breakable/glass bottles**
- **Aerosol sprays**
- **Animals**
 - **between the Farm and Wilderness, there's plenty!**



Optional: Campers aged 8 and older will have the opportunity to learn knife safety at outdoor living skills. We have plenty of knives to loan to campers. However, you may coordinate, via our counselors, storing your camper's own knife in our locked outdoor living skills area. The only knives permitted are fixed blade, non-serrated, blade shorter than 4 inches, with a sheath, such as the [Mora companion](#) blade. No multi-tools or folding/locking blades or serrated blades are permitted.



CAR BOOSTER SEATS



Some groups may travel in a van for their adventure day or overnight. Vermont law requires all children under the age of 5 to use a car seat, children under the age of 8 to use a car booster seat and campers may continue to need a car booster seat to ensure our van seatbelts fit them properly. More information on this can be found on [Vermont's Seat Smart website](#). The Barn Day Camp has a limited number of booster seats and families may be asked to bring in their camper's car seat for use on these days. We will let you know the day before at pickup if we need to use your car seat, which we will return when you pick your camper up.






OVERNIGHT TRIP



WHAT TO WEAR

- T-shirt
- Long sleeved shirt or sweater
- Shorts or pants
- Wool or wool blend hiking socks ([Here's some examples](#))
- Boots or sneakers, closed toe and covered foot with tread

Pack a lunch as usual, overnight trips head out after lunch!



For our younger campers, all of these items may easily fit into a larger/adult sized backpack with their sleeping bag either tied to the bag or carried in their arms on the hike to their overnight location. Older campers (7 and older) may need a larger pack.

We have internal frame packs & sleeping bags available to borrow for the overnight. We will ask families to let us know which of these items they will need to borrow at the start of your camper's session, and distribute to campers at pickup time the day before they leave for their overnight so you can both pack into the bag together. This ensures your camper knows where to find their items and its a great time for them to practice rolling up their sleeping bag!

WHAT TO PACK

- A change of clothes: socks, underwear & t-shirt** (two day's worth for Hawk/Ravens), in a sealed plastic bag to keep them dry
- One extra pair of socks**
- Warm, comfortable clothes to sleep in**
- Wool or fleece sweater (not cotton)**
- Mess kit: an unbreakable bowl, cup and spoon**
- One water bottle at least 20 oz, quart size preferred**, check it doesn't leak!
- Poncho or raincoat**
- Swimsuit & small towel**, with plastic bags for wet storage
- Toothbrush & toothpaste**
- Sleeping bag**, rolled & tied tightly, in a waterproof sack.
- Optional: Flashlight** (travel to trips sites happens during daylight hours)
- Optional: Stuffed Animal** - one that you are okay with possibly being dirty, damaged or lost in the course of their adventure in the woods
- Medication:** Any medication your camper will need on the overnight must be handed to our staff in its original packaging, and will be carried and administered by staff.

DO NOT PACK

-**Any of the do not bring items on the previous page**

-**Food** - all food for the overnight is provided and takes into consideration all food allergies & sensitivities in the group. Also, our staff will model the correct way to store food when in the wilderness, so as not to attract animals to the campsite.





WHERE TO GET GEAR

**BLUE = link.
Click on it!**

Buy used, local, & thrifty when you can! It's good for your budget and good for the environment if you need to buy "new" used clothing and gear for camp. Below is a list of suggested retail stores that offer used or consignment items. If you are going to buy new, we suggest investing in gear that your child won't quickly outgrow, such as a backpack or sleeping bag.


If you forgot to pack an essential item when you arrive to camp or if there are camping items on this list which are out of your family's price range, please let your camp director know and make arrangements BEFORE arriving at camp. We have limited supplies of larger, pricier items for campers to borrow, like frame packs or sleeping bags.

Suggested Used, Trade-in, Outlets, & Consignment Outdoor Gear & Clothing Stores

- [Arc'Teryx Used Gear](#)
- [eBay Camping & Hiking Equipment](#)
- [Geartrade](#)
- [Goodwill](#)
- [North Face Renewed](#)
- [Outdoor Gear Exchange Consignment](#)
- [OutdoorsGeek](#)
- [Patagonia Worn Wear](#)
- [REI Outlet](#)
- [REI Good & Used Clothing Store](#)
- [Sierra Trading Post](#)
- [ThredUp](#)
- [Tuff Kids Outdoors](#)

Suggested Outdoor Gear Retail Stores or Brands

- [Backcountry](#)
- [Campmor](#)
- [Carhartt](#)
- [Columbia](#)
- [Cotopaxi](#)
- [Dovetail Workwear](#)
- [Darn Tough Socks](#)
- [Granite Gear](#)
- [Liberty Mountain](#)
- [Marmot, Merrell](#)
- [Public Lands](#)
- [Oboz Footwear](#)
- [Outdoor Gear Exchange](#)
- [REI, Vasque Footwear](#)



Don't Forget to check out the online Farm & Wilderness Store!

[CHECK IT OUT!](#)